

Signify Classified - Internal  
Cooper Lighting Solutions Photometric Lab  
1121 Highway 74 South  
Peachtree City, GA 30269



Scaled data based on original data using  
LM-79-08 Approved Method: Electrical and Photometric Measurements of Solid-  
State Lighting Products

Test Report Prepared for  
Cooper Lighting Solutions  
(formerly Eaton)

Brand: INVUE

Report Number: P870953

Luminaire Tested: **EMM2-HTN-SA2B-830-U-T5M**

Issue Date: 09/05/2024



**Test Information**

Test Method: LM-79-08  
Report Number: P870953  
Test Lab: INNOVATION CENTER(G3)  
Issue Date: 09/05/2024  
Manufacturer: COOPER LIGHTING SOLUTIONS (FORMERLY EATON)  
Product Line: INVUE  
Catalog Number: EMM2-HTN-SA2B-830-U-T5M  
Description: EPIC MODERN TALL HOUSING DISCRETE LED ARRAYS 100W 80CRI 3000K  
FIXTURE w/ TYPE V SQUARE MEDIUM DISTRIBUTION OPTIC  
Light Source: (20) 3000K CCT, 80 CRI LEDS  
Ballast/Driver: ELECTRONIC DRIVER

**Summary**

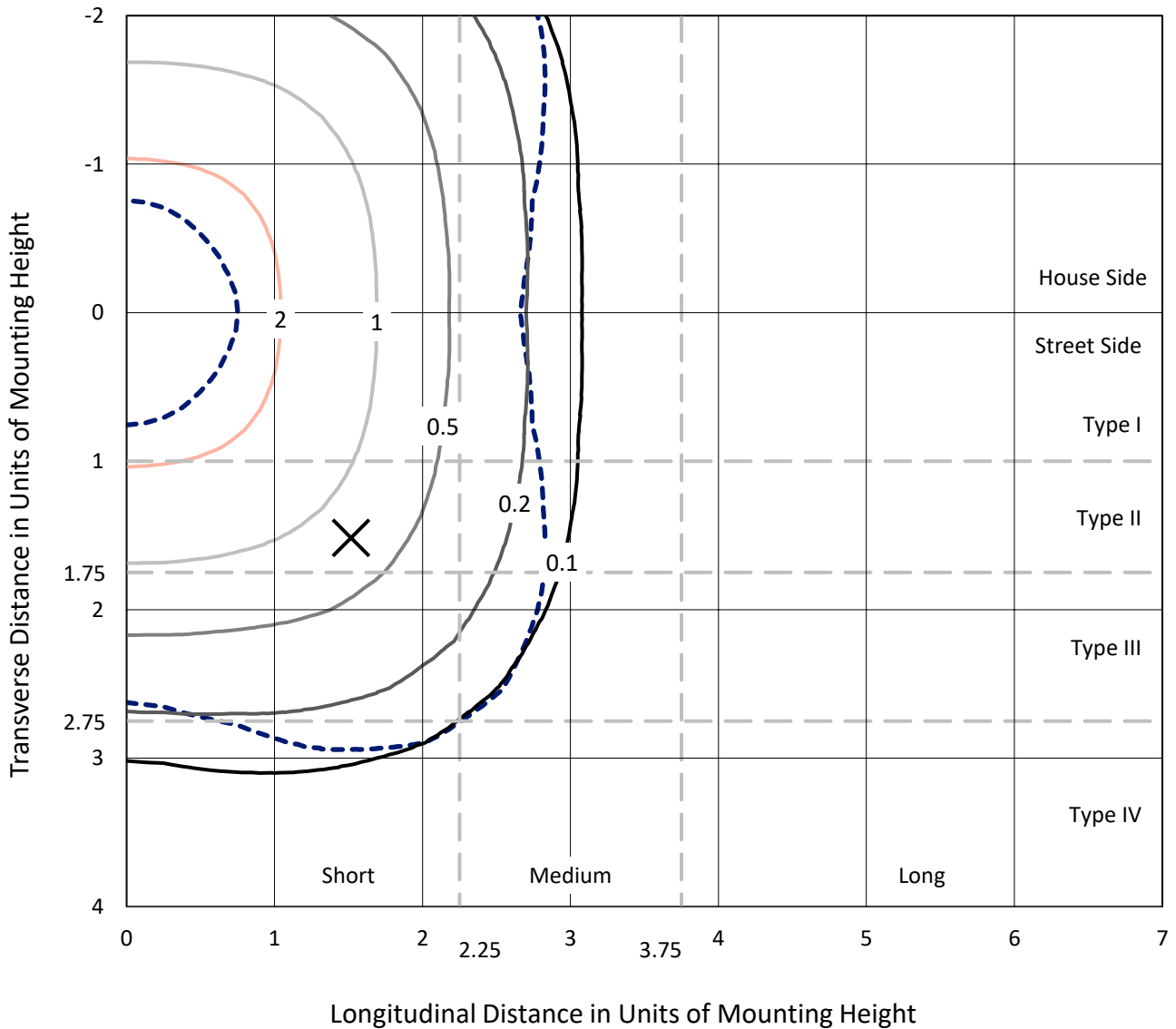
Lumens per Lamp: N/A  
Luminaire Lumens: 11641.8 lumens  
Efficiency: N/A  
Efficacy: 129.4 lumens/watt  
Luminous Opening: Rectangular (W 0.67' x L: 0.33' x H: 0')  
IES Classification: Type V - Short  
BUG Rating: B3 - U0 - G2

Input Watts (W): 90  
Input Voltage (V): 120  
Input Current (A<sub>in</sub>): NR  
Voltage Rise (V): NR  
Power Factor: 0.99  
Total Harmonic Distortion (THDi): 6.20%  
Frequency (hertz): 60  
Stabilization Time: NR  
Operation Time: NR  
Ambient Temperature (°C): NR  
Test Distance: 24 FT

REPORT NUMBER: P870953  
 CATALOG NUMBER: EMM2-HTN-SA2B-830-U-T5M

### Iso-Footcandle Lines of Horizontal Illumination

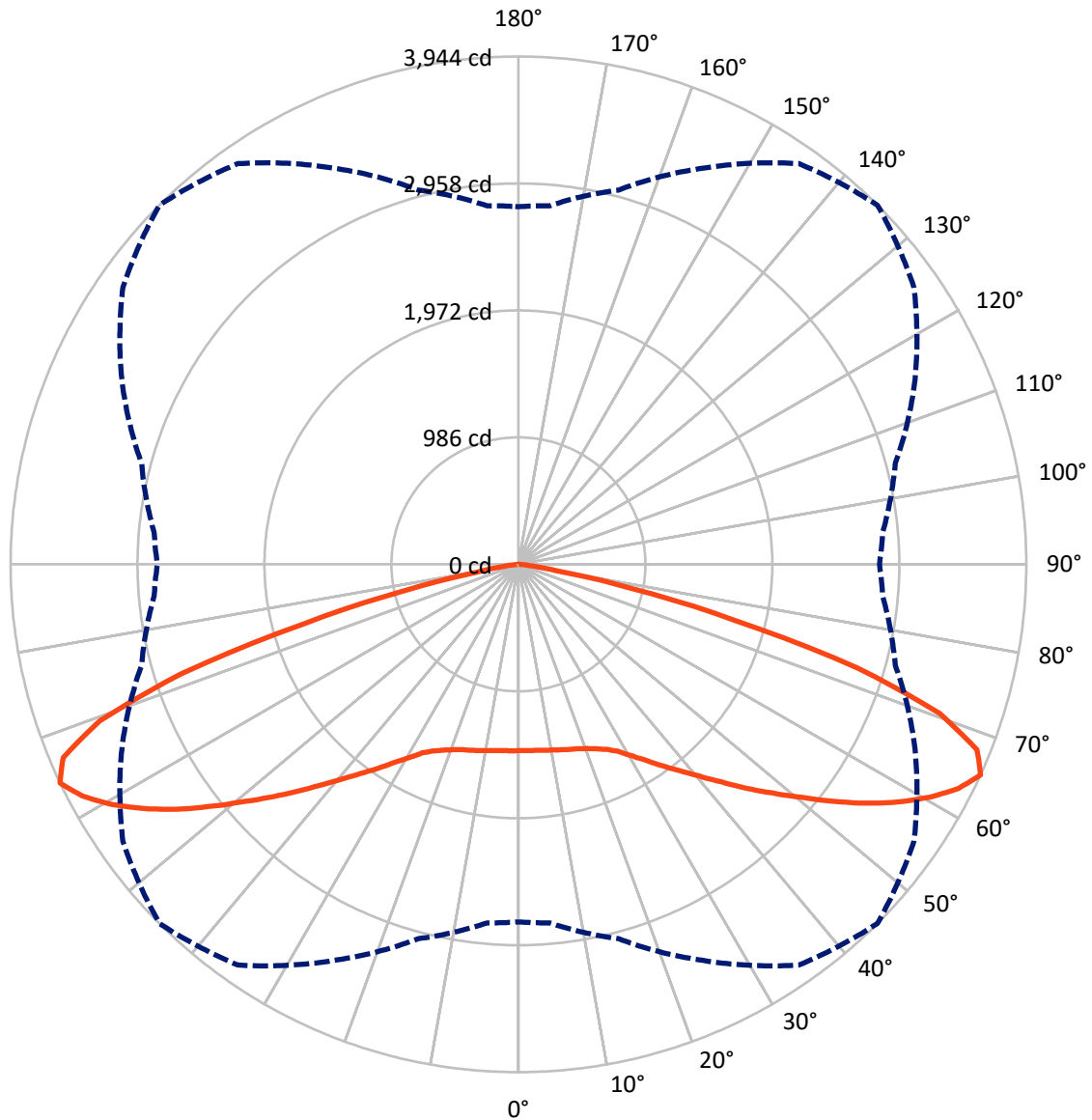
× Max cd  
 - - - 1/2 Max cd



Based on 20 foot mounting height. Maximum calculated value = 3.6 fc  
 Type V - Short - N/A

REPORT NUMBER: P870953  
CATALOG NUMBER: EMM2-HTN-SA2B-830-U-T5M

### Luminous Intensity Polar Plot



— Vertical Plane Through 45-Deg Lateral      - - - Horizontal Cone Through 65-Deg Vertical

REPORT NUMBER: P870953  
 CATALOG NUMBER: EMM2-HTN-SA2B-830-U-T5M

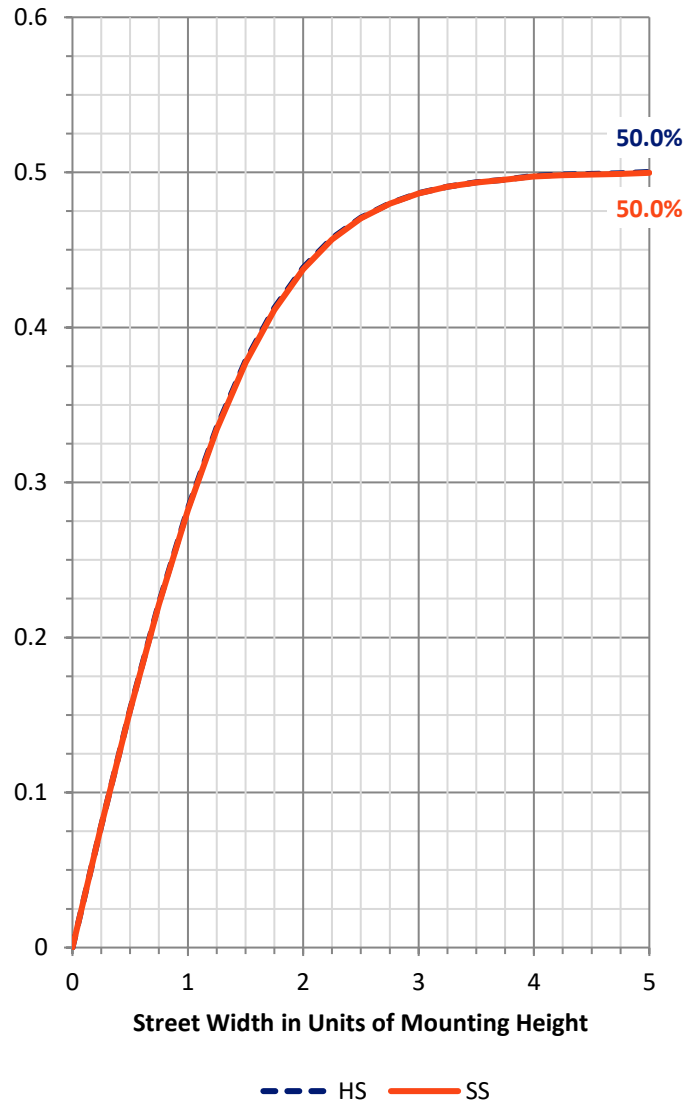
**FLUX DISTRIBUTION:**

		Downward	Upward	Total
<b>House Side</b>	Lumens	5820.9	0.0	5820.9
	% Fixture	50.0	0.0	50.0
<b>Street Side</b>	Lumens	5820.9	0.0	5820.9
	% Fixture	50.0	0.0	50.0
<b>Total</b>	Lumens	11641.8	0.0	11641.8
	% Fixture	100.0	0.0	100.0

**Coefficient of Utilization**

**ZONAL LUMENS:**

Zone	Lumens	% Fixture
0°-10°	139.1	1.2
10°-20°	423.4	3.6
20°-30°	744.7	6.4
30°-40°	1204.4	10.3
40°-50°	1876.1	16.1
50°-60°	2743.3	23.6
60°-70°	3159.0	27.1
70°-80°	1290.2	11.1
80°-90°	61.7	0.5
90°-100°	0.0	0.0
100°-110°	0.0	0.0
110°-120°	0.0	0.0
120°-130°	0.0	0.0
130°-140°	0.0	0.0
140°-150°	0.0	0.0
150°-160°	0.0	0.0
160°-170°	0.0	0.0
170°-180°	0.0	0.0
0°-90°	11641.8	100.0
0°-180°	11641.8	100.0



REPORT NUMBER: P870953

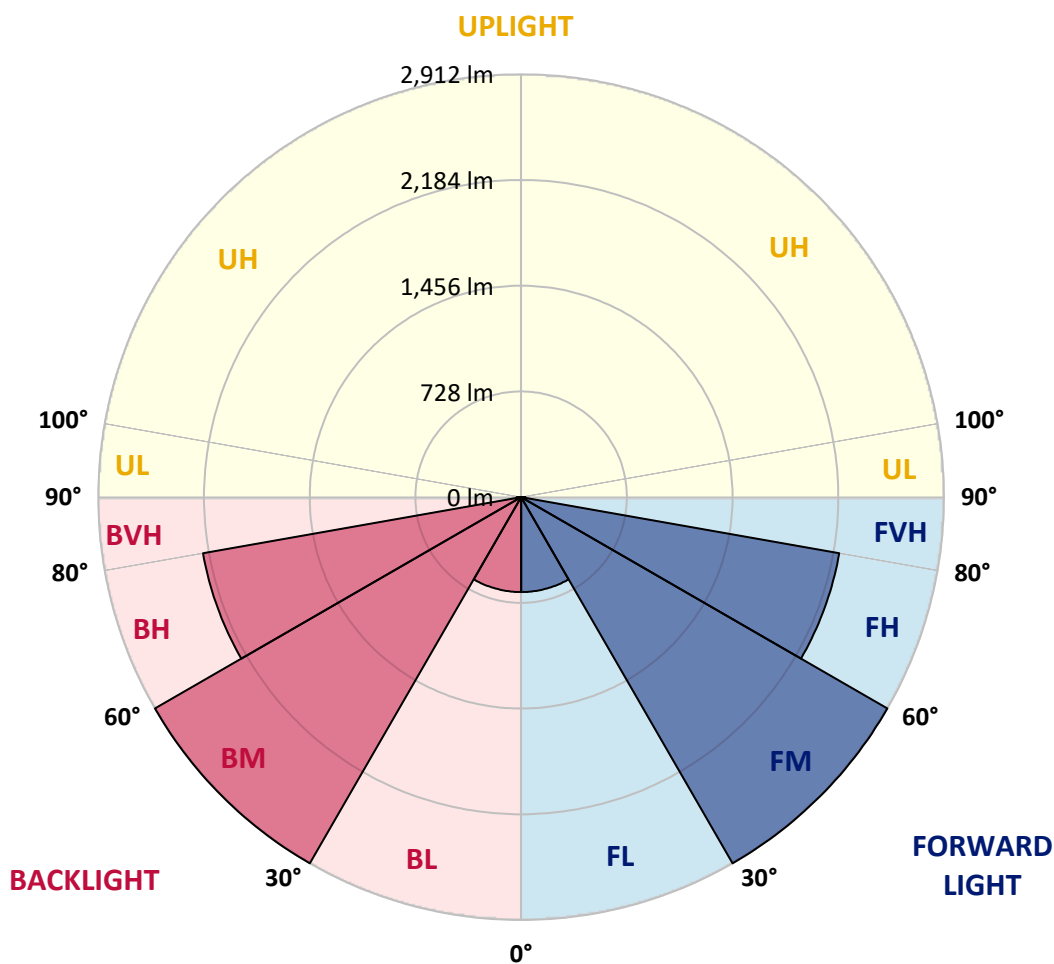
CATALOG NUMBER: EMM2-HTN-SA2B-830-U-T5M

**LUMINAIRE CLASSIFICATION SYSTEM LUMEN TABLE AND BUG RATING:**

Zone	Lumens	% Fixture	Zone Rating/Lumen Limit		
			B	U	G
FL (0°-30°)	653.6	5.6			
FM (30°-60°)	2911.9	25.0			
FH (60°-80°)	2224.6	19.1			G2/5000
FVH (80°-90°)	30.9	0.3			G1/100
BL (0°-30°)	653.6	5.6	B2/1000		
BM (30°-60°)	2911.9	25.0	B3/5000		
BH (60°-80°)	2224.6	19.1	B3/2500		G2/5000
BVH (80°-90°)	30.9	0.3			G1/100
UL (90°-100°)	0.0	0.0		U0/0	
UH (100°-180°)	0.0	0.0		U0/0	

**BUG Rating: B3-U0-G2**

Type V Short





REPORT NUMBER: P870953

CATALOG NUMBER: EMM2-HTN-SA2B-830-U-T5M

**CANDELA DISTRIBUTION (FULL):**

	0°	5°	15°	25°	35°	45°	55°	65°	75°	85°	90°
0°	1446.6	1446.6	1446.6	1446.6	1446.6	1446.6	1446.6	1446.6	1446.6	1446.6	1446.6
2.5°	1451.0	1451.0	1448.8	1448.8	1444.3	1448.8	1446.6	1448.8	1446.6	1446.6	1448.8
5°	1455.5	1455.5	1451.0	1453.3	1448.8	1451.0	1448.8	1453.3	1451.0	1448.8	1453.3
7.5°	1462.2	1462.2	1457.7	1460.0	1455.5	1457.7	1455.5	1460.0	1457.7	1457.7	1460.0
10°	1468.9	1471.2	1466.7	1464.5	1464.5	1466.7	1468.9	1471.2	1468.9	1468.9	1473.4
12.5°	1480.1	1482.3	1477.9	1475.6	1475.6	1477.9	1480.1	1484.6	1477.9	1477.9	1477.9
15°	1491.3	1491.3	1489.0	1486.8	1489.0	1491.3	1491.3	1495.8	1491.3	1486.8	1486.8
17.5°	1495.8	1498.0	1495.8	1500.2	1502.5	1504.7	1506.9	1506.9	1500.2	1498.0	1498.0
20°	1511.4	1513.6	1509.2	1511.4	1518.1	1527.1	1527.1	1527.1	1527.1	1520.3	1520.3
22.5°	1538.2	1540.5	1538.2	1538.2	1547.2	1556.1	1556.1	1562.8	1553.9	1549.4	1549.4
25°	1582.9	1582.9	1580.7	1582.9	1587.4	1591.9	1600.8	1605.3	1605.3	1603.1	1605.3
27.5°	1636.6	1638.8	1636.6	1636.6	1634.4	1643.3	1656.7	1663.4	1665.7	1667.9	1667.9
30°	1708.2	1712.6	1710.4	1712.6	1717.1	1723.8	1728.3	1730.5	1730.5	1726.0	1726.0
32.5°	1786.4	1790.9	1786.4	1797.6	1813.2	1813.2	1808.8	1817.7	1811.0	1806.5	1802.1
35°	1878.1	1878.1	1882.5	1887.0	1909.4	1920.6	1920.6	1916.1	1902.7	1896.0	1900.4
37.5°	1983.2	1985.4	1989.9	1992.1	2012.2	2032.3	2030.1	2018.9	2003.3	1985.4	1985.4
40°	2108.4	2103.9	2106.1	2121.8	2137.4	2162.0	2164.3	2148.6	2121.8	2103.9	2103.9
42.5°	2222.4	2224.6	2233.6	2253.7	2289.5	2309.6	2298.4	2271.6	2242.5	2220.2	2217.9
45°	2343.1	2340.9	2365.5	2408.0	2454.9	2479.5	2461.6	2423.6	2378.9	2349.8	2349.8
47.5°	2466.1	2463.9	2504.1	2573.4	2633.8	2653.9	2636.0	2586.8	2526.5	2484.0	2477.3
50°	2593.5	2602.5	2645.0	2743.3	2821.6	2843.9	2821.6	2756.7	2676.3	2620.4	2611.4
52.5°	2738.9	2745.6	2801.5	2908.8	3004.9	3056.3	3022.8	2926.7	2823.8	2756.7	2747.8
55°	2873.0	2877.5	2958.0	3087.6	3206.1	3275.5	3221.8	3098.8	2969.1	2884.2	2875.2
57.5°	2966.9	2978.1	3080.9	3248.6	3400.7	3481.1	3400.7	3268.7	3096.6	2991.5	2984.8
60°	3027.3	3045.2	3163.7	3373.8	3584.0	3671.2	3588.5	3405.1	3192.7	3056.3	3049.6
62.5°	2996.0	3020.6	3172.6	3447.6	3740.5	3834.4	3727.1	3470.0	3181.5	3009.4	2991.5
65°	2776.9	2794.8	3009.4	3393.9	3798.6	3944.0	3749.4	3398.4	3029.5	2839.5	2803.7
67.5°	2323.0	2354.3	2638.2	3134.6	3673.4	3841.1	3595.2	3141.3	2696.4	2463.9	2423.6
70°	1784.2	1840.1	2150.8	2689.7	3282.2	3472.2	3201.7	2651.7	2128.5	1891.5	1817.7
72.5°	1030.7	1117.9	1574.0	2099.4	2611.4	2754.5	2374.4	1853.5	1413.0	1245.3	1225.2
75°	342.1	373.4	749.0	1209.6	1665.7	1737.2	1484.6	1169.3	930.1	795.9	802.7
77.5°	167.7	167.7	225.8	442.7	757.9	894.3	811.6	565.7	406.9	308.5	299.6
80°	134.1	134.1	156.5	216.9	254.9	299.6	254.9	185.6	152.0	138.6	145.3
82.5°	64.8	62.6	73.8	105.1	107.3	102.8	96.1	96.1	91.7	85.0	82.7
85°	4.5	4.5	8.9	20.1	33.5	44.7	51.4	49.2	47.0	40.2	44.7
87.5°	2.2	2.2	2.2	2.2	2.2	2.2	2.2	4.5	4.5	4.5	4.5
90°	0.0	0.0	0.0	0.0	0.0	0.0	0.0	0.0	0.0	0.0	0.0

Cooper Lighting Solutions Photometric Lab  
1121 Highway 74 South  
Peachtree City, GA 30269



LM-79-2019: Approved Method: Electrical and Photometric Measurements of Solid-State Lighting Products

Report Prepared for

Cooper Lighting Solutions

Streetworks

Report Number: SP1-2407-157-7

Test Date: 09/05/2024

Luminaire Tested: MEM2-HTN-SA-40-830-U-5WQ

Data in this report applies to families of products including MEM2-HTN-SA-40-830-U-5WQ



**Test Information**

Test Method: LM-79-2019  
 Report Number: SP1-2407-157-7  
 Test Lab: COOPER LIGHTING SOLUTIONS  
 Photometer: SP1 - 76IN SPHERE  
 Measurement Geometry: 4π  
 Issue Date: 09/05/2024  
 Manufacturer: COOPER LIGHTING SOLUTIONS  
 Product Line: Streetworks  
 Catalog Number: **MEM2-HTN-SA-40-830-U-5WQ**  
 Description: Epic Modern Light Square 40W 5WQ Optic

**Spectral Parameters**

CCT (K): 3126  
 CIE u': 0.2465  
 CIE v': 0.5182  
 Duv: -0.0004  
 CIE x: 0.4277  
 CIE y: 0.3997  
 CIE z: 0.1727  
 Peak Wavelength (nm): 601  
 Dominant Wavelength (nm): 582  
 Purity: 48.31913  
 Rf: 84.4  
 Rg: 94.7

CRI (Ra):	82.6		
R1:	81.4	R9:	5.1
R2:	92.2	R10:	82.2
R3:	94.9	R11:	79.8
R4:	80.1	R12:	70.4
R5:	81.8	R13:	84.2
R6:	90.5	R14:	97.9
R7:	81.8	R15:	73.6
R8:	58.0		



**Test Conditions**

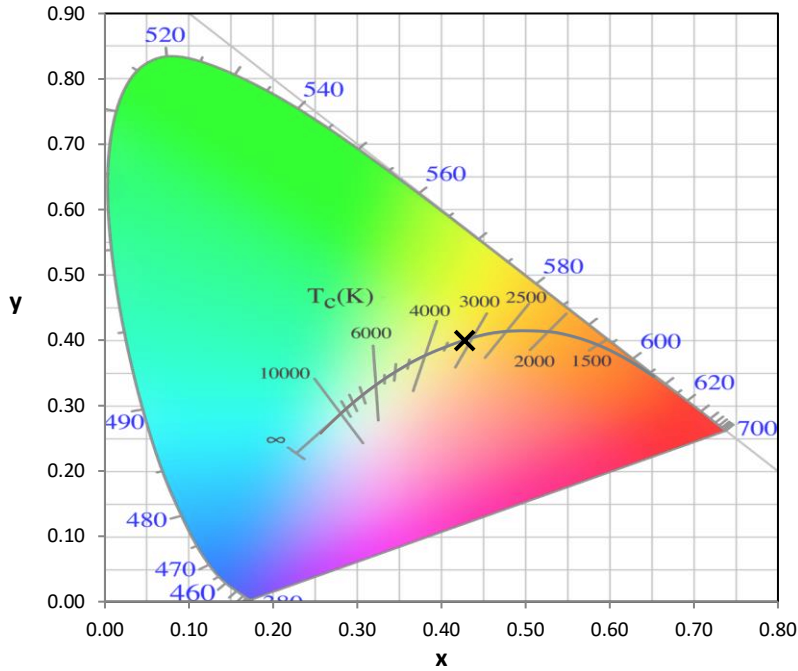
Stabilization Time: 22M  
 Operation Time: 1H 22M  
 Sphere Temperature (°C): 24.3

REPORT NUMBER: SP1-2407-157-7

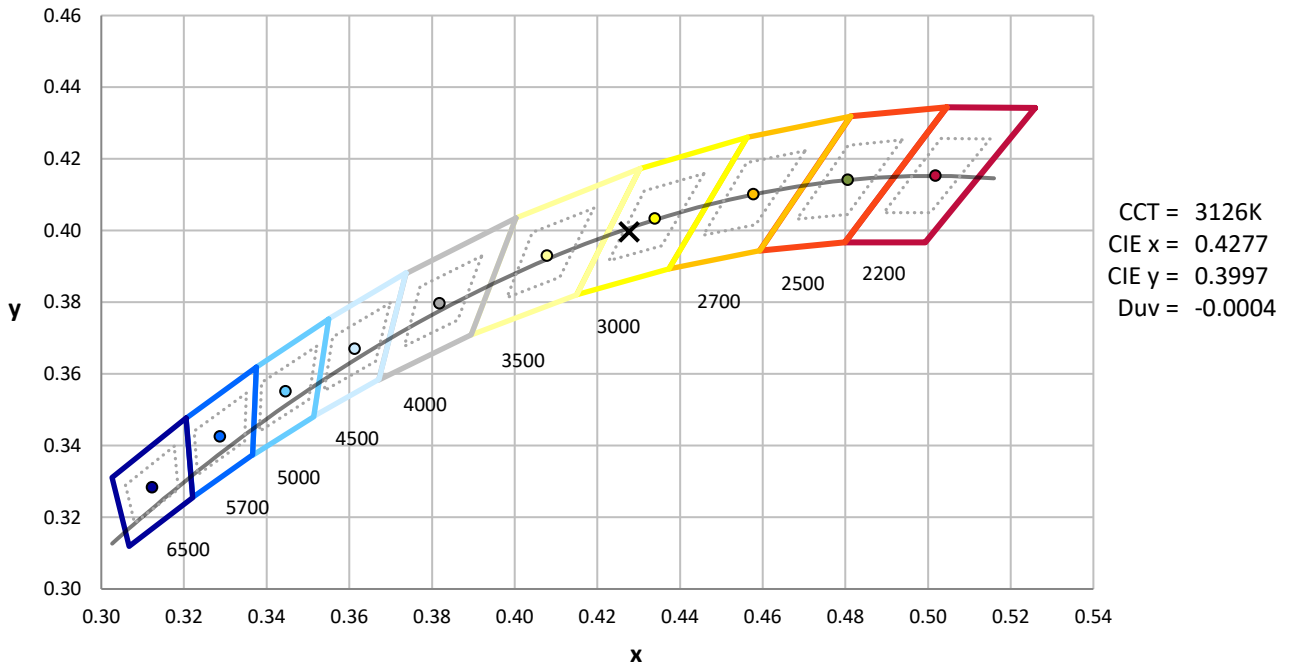
Measurement and Test Equipment			
Instrument	Identification Number	Calibration Date	Calibration Due Date
Photometer	IN0058	6/18/2024	12/18/2024
Power Meter	INXT2011004	2/8/2024	2/8/2025
AC Power Source	IN0063	10/24/2023	10/24/2024
DC Power Source	IN0208	10/24/2023	10/24/2024
Sphere Thermometer	IN0085	10/24/2023	10/24/2024
Room Thermometer	IN0046	10/24/2023	10/24/2024

REPORT NUMBER: SP1-2407-157-7

**CIE 1931 Chromaticity Diagram**



**CIE 1931 Chromaticity Diagram with 2017 ANSI 7-Step and 4-Step Quadrangles**



Point lies inside the ANSI 3000K 4-step quadrangle

REPORT NUMBER: SP1-2407-157-7

**Photopic Flux vs. Wavelength**



**Photopic Lumens: NR**

$\lambda$ (nm)	Power W <sup>^</sup> /nm	Lumens ( $\phi$ /nm)	$\lambda$ (nm)	Power W <sup>^</sup> /nm	Lumens ( $\phi$ /nm)	$\lambda$ (nm)	Power W <sup>^</sup> /nm	Lumens ( $\phi$ /nm)	$\lambda$ (nm)	Power W <sup>^</sup> /nm	Lumens ( $\phi$ /nm)	$\lambda$ (nm)	Power W <sup>^</sup> /nm	Lumens ( $\phi$ /nm)
360	0	NR	490	258	NR	620	908	NR	750	26	NR	880	1	NR
365	0	NR	495	297	NR	625	857	NR	755	22	NR	885	0	NR
370	0	NR	500	345	NR	630	801	NR	760	19	NR	890	0	NR
375	0	NR	505	391	NR	635	738	NR	765	16	NR	895	0	NR
380	0	NR	510	426	NR	640	675	NR	770	14	NR	900	0	NR
385	0	NR	515	456	NR	645	610	NR	775	12	NR	905	0	NR
390	0	NR	520	480	NR	650	547	NR	780	10	NR	910	0	NR
395	0	NR	525	500	NR	655	488	NR	785	9	NR	915	0	NR
400	0	NR	530	517	NR	660	429	NR	790	7	NR	920	0	NR
405	2	NR	535	538	NR	665	378	NR	795	6	NR	925	0	NR
410	4	NR	540	558	NR	670	328	NR	800	5	NR	930	0	NR
415	9	NR	545	584	NR	675	285	NR	805	5	NR	935	0	NR
420	16	NR	550	611	NR	680	247	NR	810	4	NR	940	0	NR
425	31	NR	555	646	NR	685	212	NR	815	3	NR	945	0	NR
430	56	NR	560	687	NR	690	183	NR	820	3	NR	950	0	NR
435	101	NR	565	731	NR	695	156	NR	825	3	NR	955	0	NR
440	178	NR	570	780	NR	700	133	NR	830	2	NR	960	0	NR
445	323	NR	575	832	NR	705	114	NR	835	2	NR	965	0	NR
450	566	NR	580	883	NR	710	96	NR	840	2	NR	970	0	NR
455	645	NR	585	927	NR	715	82	NR	845	1	NR	975	0	NR
460	457	NR	590	963	NR	720	70	NR	850	1	NR	980	0	NR
465	365	NR	595	985	NR	725	59	NR	855	1	NR	985	0	NR
470	317	NR	600	998	NR	730	50	NR	860	1	NR	990	0	NR
475	244	NR	605	994	NR	735	43	NR	865	1	NR	995	0	NR
480	218	NR	610	978	NR	740	36	NR	870	1	NR	1000	0	NR
485	233	NR	615	947	NR	745	31	NR	875	1	NR			

REPORT NUMBER: SP1-2407-157-7

**Scotopic Flux vs. Wavelength**



**Scotopic Lumens: NR**

**S/P: 1.42**

$\lambda$ (nm)	Power W <sup>^</sup> /nm	Lumens ( $\phi$ /nm)	$\lambda$ (nm)	Power W <sup>^</sup> /nm	Lumens ( $\phi$ /nm)	$\lambda$ (nm)	Power W <sup>^</sup> /nm	Lumens ( $\phi$ /nm)	$\lambda$ (nm)	Power W <sup>^</sup> /nm	Lumens ( $\phi$ /nm)	$\lambda$ (nm)	Power W <sup>^</sup> /nm	Lumens ( $\phi$ /nm)
360	0	NR	490	258	NR	620	908	NR	750	26	NR	880	1	NR
365	0	NR	495	297	NR	625	857	NR	755	22	NR	885	0	NR
370	0	NR	500	345	NR	630	801	NR	760	19	NR	890	0	NR
375	0	NR	505	391	NR	635	738	NR	765	16	NR	895	0	NR
380	0	NR	510	426	NR	640	675	NR	770	14	NR	900	0	NR
385	0	NR	515	456	NR	645	610	NR	775	12	NR	905	0	NR
390	0	NR	520	480	NR	650	547	NR	780	10	NR	910	0	NR
395	0	NR	525	500	NR	655	488	NR	785	9	NR	915	0	NR
400	0	NR	530	517	NR	660	429	NR	790	7	NR	920	0	NR
405	2	NR	535	538	NR	665	378	NR	795	6	NR	925	0	NR
410	4	NR	540	558	NR	670	328	NR	800	5	NR	930	0	NR
415	9	NR	545	584	NR	675	285	NR	805	5	NR	935	0	NR
420	16	NR	550	611	NR	680	247	NR	810	4	NR	940	0	NR
425	31	NR	555	646	NR	685	212	NR	815	3	NR	945	0	NR
430	56	NR	560	687	NR	690	183	NR	820	3	NR	950	0	NR
435	101	NR	565	731	NR	695	156	NR	825	3	NR	955	0	NR
440	178	NR	570	780	NR	700	133	NR	830	2	NR	960	0	NR
445	323	NR	575	832	NR	705	114	NR	835	2	NR	965	0	NR
450	566	NR	580	883	NR	710	96	NR	840	2	NR	970	0	NR
455	645	NR	585	927	NR	715	82	NR	845	1	NR	975	0	NR
460	457	NR	590	963	NR	720	70	NR	850	1	NR	980	0	NR
465	365	NR	595	985	NR	725	59	NR	855	1	NR	985	0	NR
470	317	NR	600	998	NR	730	50	NR	860	1	NR	990	0	NR
475	244	NR	605	994	NR	735	43	NR	865	1	NR	995	0	NR
480	218	NR	610	978	NR	740	36	NR	870	1	NR	1000	0	NR
485	233	NR	615	947	NR	745	31	NR	875	1	NR			

REPORT NUMBER: SP1-2407-157-7

Melanopic Flux vs. Wavelength



Melanopic Lumens: NR

M/P: 2.79

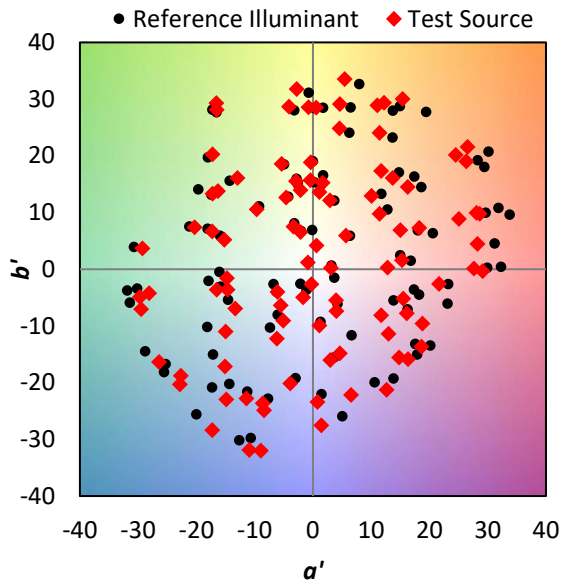
λ (nm)	Power W <sup>^</sup> /nm	Lumens (φ/nm)	λ (nm)	Power W <sup>^</sup> /nm	Lumens (φ/nm)	λ (nm)	Power W <sup>^</sup> /nm	Lumens (φ/nm)	λ (nm)	Power W <sup>^</sup> /nm	Lumens (φ/nm)	λ (nm)	Power W <sup>^</sup> /nm	Lumens (φ/nm)
360	0	NR	490	258	NR	620	908	NR	750	26	NR	880	1	NR
365	0	NR	495	297	NR	625	857	NR	755	22	NR	885	0	NR
370	0	NR	500	345	NR	630	801	NR	760	19	NR	890	0	NR
375	0	NR	505	391	NR	635	738	NR	765	16	NR	895	0	NR
380	0	NR	510	426	NR	640	675	NR	770	14	NR	900	0	NR
385	0	NR	515	456	NR	645	610	NR	775	12	NR	905	0	NR
390	0	NR	520	480	NR	650	547	NR	780	10	NR	910	0	NR
395	0	NR	525	500	NR	655	488	NR	785	9	NR	915	0	NR
400	0	NR	530	517	NR	660	429	NR	790	7	NR	920	0	NR
405	2	NR	535	538	NR	665	378	NR	795	6	NR	925	0	NR
410	4	NR	540	558	NR	670	328	NR	800	5	NR	930	0	NR
415	9	NR	545	584	NR	675	285	NR	805	5	NR	935	0	NR
420	16	NR	550	611	NR	680	247	NR	810	4	NR	940	0	NR
425	31	NR	555	646	NR	685	212	NR	815	3	NR	945	0	NR
430	56	NR	560	687	NR	690	183	NR	820	3	NR	950	0	NR
435	101	NR	565	731	NR	695	156	NR	825	3	NR	955	0	NR
440	178	NR	570	780	NR	700	133	NR	830	2	NR	960	0	NR
445	323	NR	575	832	NR	705	114	NR	835	2	NR	965	0	NR
450	566	NR	580	883	NR	710	96	NR	840	2	NR	970	0	NR
455	645	NR	585	927	NR	715	82	NR	845	1	NR	975	0	NR
460	457	NR	590	963	NR	720	70	NR	850	1	NR	980	0	NR
465	365	NR	595	985	NR	725	59	NR	855	1	NR	985	0	NR
470	317	NR	600	998	NR	730	50	NR	860	1	NR	990	0	NR
475	244	NR	605	994	NR	735	43	NR	865	1	NR	995	0	NR
480	218	NR	610	978	NR	740	36	NR	870	1	NR	1000	0	NR
485	233	NR	615	947	NR	745	31	NR	875	1	NR			

**Summary**

$R_f = 84.4$   
 $R_g = 94.7$   
 $CIE R_a = 82.6$   
 $R_9 = 5.1$

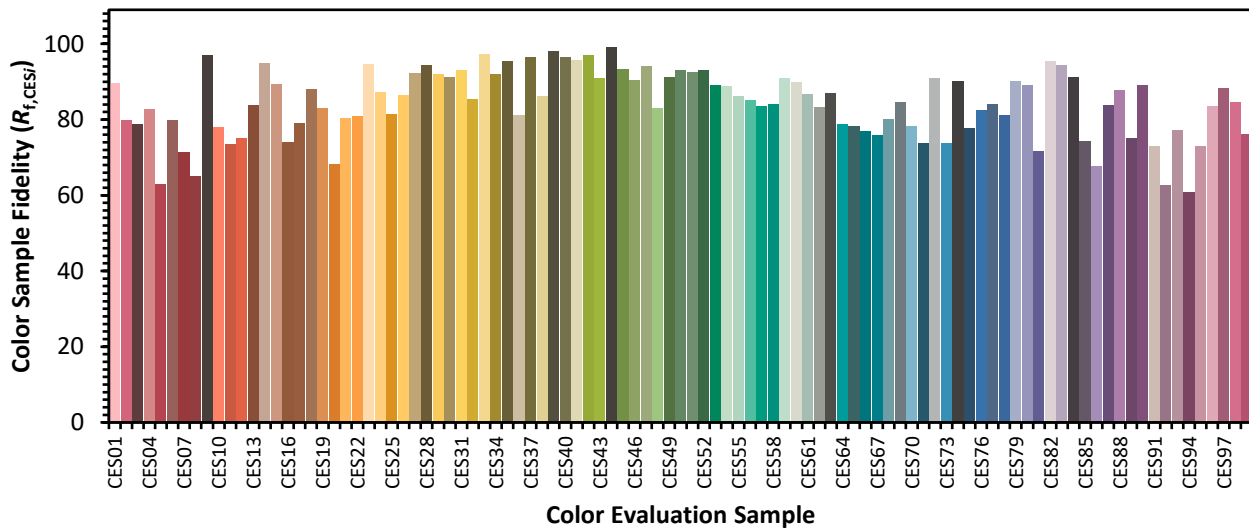


**Color Vector Graphics**



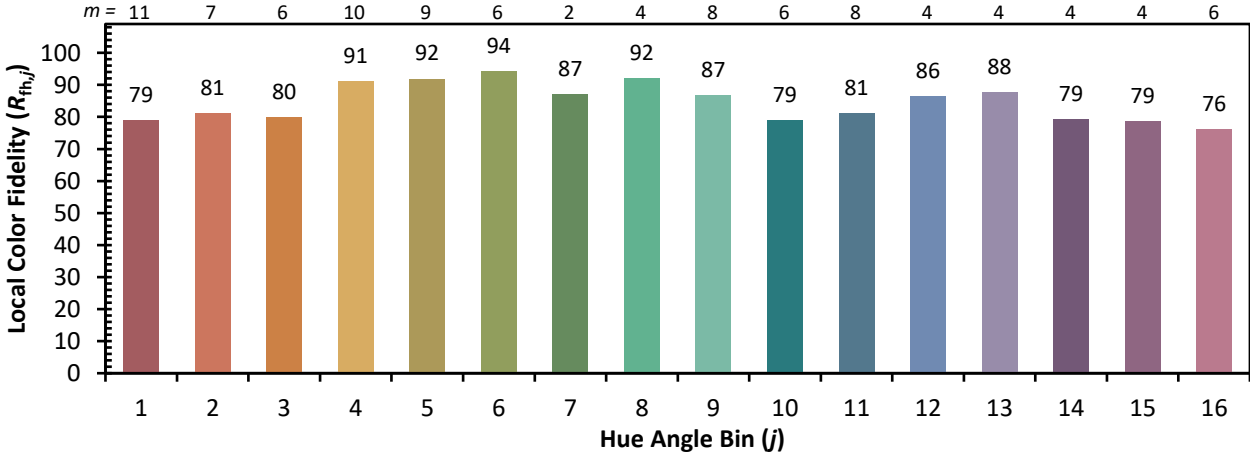
Individual Sample Fidelity Index ( $R_{f,i}$ )

CES01 = 86	CES26 = 86	CES51 = 93	CES76 = 82
CES02 = 63	CES27 = 92	CES52 = 93	CES77 = 84
CES03 = 31	CES28 = 94	CES53 = 89	CES78 = 81
CES04 = 70	CES29 = 92	CES54 = 89	CES79 = 90
CES05 = 49	CES30 = 91	CES55 = 86	CES80 = 89
CES06 = 51	CES31 = 93	CES56 = 85	CES81 = 72
CES07 = 42	CES32 = 85	CES57 = 83	CES82 = 95
CES08 = 41	CES33 = 97	CES58 = 84	CES83 = 94
CES09 = 29	CES34 = 92	CES59 = 91	CES84 = 91
CES10 = 76	CES35 = 96	CES60 = 90	CES85 = 74
CES11 = 59	CES36 = 81	CES61 = 87	CES86 = 68
CES12 = 65	CES37 = 96	CES62 = 83	CES87 = 84
CES13 = 43	CES38 = 86	CES63 = 87	CES88 = 88
CES14 = 74	CES39 = 98	CES64 = 79	CES89 = 75
CES15 = 71	CES40 = 96	CES65 = 78	CES90 = 89
CES16 = 47	CES41 = 96	CES66 = 77	CES91 = 73
CES17 = 50	CES42 = 97	CES67 = 76	CES92 = 63
CES18 = 56	CES43 = 91	CES68 = 80	CES93 = 77
CES19 = 72	CES44 = 99	CES69 = 85	CES94 = 61
CES20 = 66	CES45 = 93	CES70 = 78	CES95 = 73
CES21 = 87	CES46 = 90	CES71 = 74	CES96 = 84
CES22 = 79	CES47 = 94	CES72 = 91	CES97 = 88
CES23 = 92	CES48 = 83	CES73 = 74	CES98 = 85
CES24 = 91	CES49 = 91	CES74 = 90	CES99 = 76
CES25 = 72	CES50 = 93	CES75 = 78	

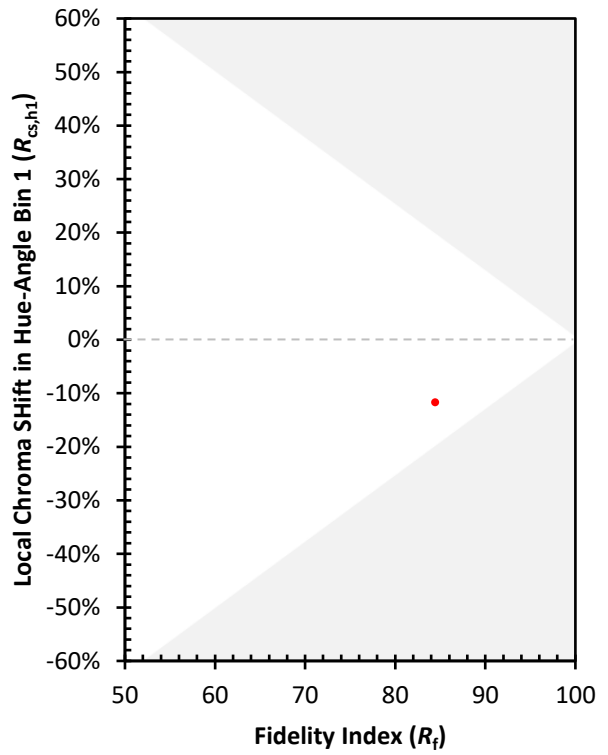
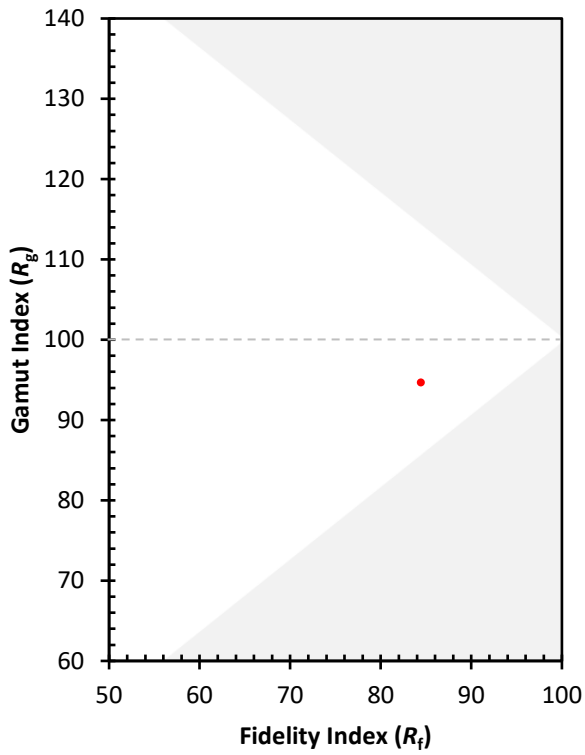




Color Rendition by Hue-Angle Bin



Measure Comparisons



(END OF REPORT)